

2022-2023 学年度第一学期期末质量监测

三年级英语









(时间: 40 分钟)

Listening Part 听力部分

I. Listen and choose. 听录音, 选出你所听到的句子中包含的单词, 将字母标号填入括号内。每小题读两遍。

- | | | |
|------------------|----------|-------------|
| () 1. A. eraser | B. eight | C. elephant |
| () 2. A. ten | B. pen | C. leg |
| () 3. A. HCM | B. HRT | C. WXX |
| () 4. A. milk | B. cake | C. black |
| () 5. A. bread | B. head | C. book |
| () 6. A. yes | B. rice | C. yellow |

II. Listen and choose. 听录音, 选出与录音内容相符的图片, 将字母标号填入括号内。每小题读两遍。

- | | | | |
|---|--|---|--|
| () 1. A.  | B.  | () 2. A.  | B.  |
| () 3. A.  | B.  | () 4. A.  | B.  |

III. Listen and judge. 听录音, 判断图片与录音内容是 (√) 否 (×) 相符。每小题读两遍。



1. () 2. () 3. () 4. () 5. ()

IV. Listen and number. 听录音, 用 1、2、3、4、5 给下列图片标序号。每小题读两遍。



V. Listen and choose. 听录音，选择合适的应答句，将字母标号填入括号内。每小题读两遍。






- | | |
|-------------------------------|---------------------------|
| () 1. A. Ten. | B. I'm ten. |
| () 2. A. Great! | B. Colour it brown. |
| () 3. A. I'm fine. | B. Nice to meet you, too. |
| () 4. A. You're welcome. | B. Sure. |
| () 5. A. I'd like some cake. | B. Here you are. |

VI. Listen and number. 听录音，用 1、2、3、4、5 给下列句子排序。将序号填入句前括号内。读两遍。

- () Look! What's this?
- () Good morning, Sarah. How are you?
- () Cool, I like it.
- () It's a panda kite.
- () Very well, thanks.



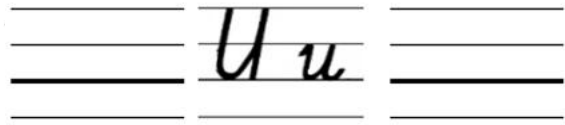

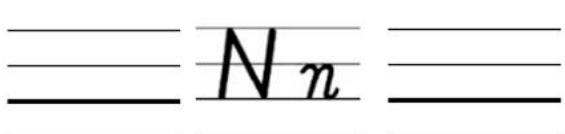


VII. Listen and circle. 听录音，结合图片，圈出下列单词首字母。每小题读两遍。

- | | | | | |
|--|--|--|---|--|
| 1.  | 2.  | 3.  | 4.  | 5.  |
| p b | d b | S C | f h | k q |

Writing Part 笔试部分

VIII. Look and write. 用手写体规范写出字母的左邻右舍，注意大小写字母的书写格式。




- | | |
|--|---|
| 1.  | 2.  |
| 3.  | 4.  |
| 5.  | |

IX. Read and choose. 读一读，根据语义选出每组中不同类的单词，将字母标号填入括号内。

- | | | | |
|-----------------|---------|-----------|----------|
| () 1. A. foot | B. hand | C. four | D. face |
| () 2. A. water | B. cake | C. monkey | D. juice |

- () 3. A. orange B. five C. one D. three
 () 4. A. panda B. ant C. zoo D. duck
 () 5. A. ruler B. crayon C. mouth D. pencil





X. Read and choose. 读一读，根据语境选择正确答案，将字母标号填入括号内。

- () 1. —Woof! Woof! What's this? —
 A. It's a bear. B. It's a pig C. It's a dog.
 () 2. This is our national flag. I see _____. 
 A. yellow and red B. blue and red C. green and white
 () 3. —_____ —It's an elephant. 
 A. What's your name? B. What's this? C. What's that?
 () 4. —7-2=? —
 A. Nine. B. Five. C. Four.
 () 5. —Happy birthday! —Thank you. _____
 A. Let's go to school!
 B. Let's make a puppet!
 C. Let's eat the birthday cake! 


XI. Look, read and choose. 看一看，读一读，请根据图片内容选择正确答案。

Kate and Lu Yao are at the zoo. They are happy. What are they saying?




- () 1.  What's your name?
 A. I'm a boy.
 B. My name's Lu Yao.
 C. This is Lu Yao.
 () 2.  How old are you?
 A. I am nine years old.
 B. I'm fine.
 C. I'm eight years old.


() 3.  What's that?

-  A. It's a monkey.
B. Cool! I like it.
C. This is a monkey.

() 4.  How many birds?

-  A. Two.
B. Ten.
C. Four.

() 5.  I'm hungry. Let's go to the restaurant (餐馆)!

-  A. Here you are.
B. OK.
C. Thank you.

XII. Read and finish the tasks. 阅读 Mike 和 Wu Binbin 的介绍,完成相应任务。



Hello! My name is Mike. I'm nine years old. Nice to meet you. This is my pet (宠物). A panda? No, it's a duck. It's yellow. Look! It has two big eyes and a big mouth. It's funny. I like it.

Hello! My name is Wu Binbin. I'm nine years old, too. I have a pet. It's black and white. It's a cat. Look! It has a big face and a fat body. Wow! So fat! I like it.



任务一: 请根据 Mike 和 Wu Binbin 的介绍, 选择正确图片。

1. Mike's pet is a _____.

A.



B.



2. Wu Binbin's pet is a _____.

A.



B.



任务二: 阅读短文, 根据短文内容判断下列句子正 (√) 误 (×)。

1. The duck is black and white. ()

2. The cat has a big face. ()

3. Look at the cat. It's fat. ()