

练习重点范围:人教版三年级起点·三年级下册:Units 1~3;Recycle 1

注意事项:

1. 本次练习的总分为 100 分,练习时间为 60 分钟。
2. 答题练习时,务必将自己的学校、班级、姓名、学号填写在答题卡规定的位置上。
3. 答选择题时,必须使用 2B 铅笔将答题卡上对应题目的答案标号涂黑。如需改动,用橡皮擦擦干净后,再选涂其他答案标号。
4. 答非选择题时,必须使用黑色墨水笔或黑色签字笔,将答案书写在答题卡规定的位置上。
5. 所有题目必须在答题卡上作答。

一、选出下面每组单词中不属于同一类的单词,并将答案填涂在答题卡对应的位置上。(共 10 小题;每小题 1 分,共计 10 分)

- |              |            |            |
|--------------|------------|------------|
| 1. A. boy    | B. girl    | C. today   |
| 2. A. thin   | B. pupil   | C. fat     |
| 3. A. and    | B. man     | C. so      |
| 4. A. dad    | B. UK      | C. China   |
| 5. A. big    | B. mother  | C. small   |
| 6. A. sister | B. long    | C. short   |
| 7. A. panda  | B. giraffe | C. teacher |
| 8. A. father | B. tall    | C. brother |
| 9. A. she    | B. grandma | C. mother  |
| 10. A. leg   | B. eye     | C. new     |

二、选出与下面所给单词相符的图片,并将答案填涂在答题卡对应的位置上。(共 5 小题;每小题 2 分,共计 10 分)

11. fat



A.



B.

12. student



A.



B.

13. family



A.



B.

14. sister



A.



B.

15. big



A.



B.

三、单项选择。从 A、B、C 三个选项中选择正确答案,并将答案填涂在答题卡对应的位置上。(共 10 小题;每小题 2 分,共计 20 分)

16. He is \_\_\_\_\_ teacher.

- A. a B. an C. /

17. —Who is that woman?

—\_\_\_\_\_ is my grandma.

- A. She B. He C. You

18. Mike is \_\_\_\_\_ the UK.

- A. on B. to C. from

19. Mr Jones \_\_\_\_\_ my new teacher.

- A. am B. is C. are

20. My sister is ten years old. She is a \_\_\_\_\_.

- A. mother B. teacher C. student

21. Look at the monkey. It's \_\_\_\_\_ fat.

- A. so B. and C. or

22. The elephant has a \_\_\_\_\_ nose.

- A. short B. long C. fat

23. —\_\_\_\_\_

—I'm from the USA.

- A. Where are you from? B. Who are you? C. What is it?

24. —Is Amy your sister?

- A. Yes, he is. B. No, I'm not. C. Yes, she is.



25. We \_\_\_\_\_ two new friends today.

- A. have                      B. has                      C. having

四、情景交际。从 A、B、C 三个选项中选择正确答案,并将答案填涂在答题卡对应的位置上。(共 5 小题;每小题 2 分,共计 10 分)

26. 开学了,当老师再次见到学生们时,老师可以说:\_\_\_\_\_

- A. Goodbye!                      B. Let's play!                      C. Welcome back!

27. 当你想让对方等一下时,你可以说 \_\_\_\_\_

- A. Thank you.                      B. Wait a minute!                      C. OK!

28. 当你向 Sam 介绍 Cindy 时,你可以说 \_\_\_\_\_

- A. Sam, this is Cindy.                      B. Sam, I'm Cindy.                      C. Cindy, this is Sam.

29. 当你想表达很漂亮时,你可以说 \_\_\_\_\_

- A. Look at me!                      B. How beautiful!                      C. Guess!

30. 当你去动物园时,你可能会看到以下哪个标识: \_\_\_\_\_


- A. Come here, children!                      B. This is my family.                      C. Don't feed animals!

五、根据字母表顺序写出所缺字母,并将答案填写在答题卡对应的位置上。注意大小写。(共 5 小题;每小题 2 分,共计 10 分)


31. U \_\_\_\_\_ W                      32. e \_\_\_\_\_ g                      33. r \_\_\_\_\_ t

34. I \_\_\_\_\_ K                      35. b \_\_\_\_\_ d


六、选出与下面所给图片相符的句子,并将序号和句子填写在答题卡对应的位置上。(共 5 小题;每小题 2 分,共计 10 分)

36.  \_\_\_\_\_


- A. Linda is a teacher.                      B. Linda is a student.

37.  \_\_\_\_\_


- A. Look at the giraffe.                      B. Look at the bear.

38.  \_\_\_\_\_

- A. Make your arms long.                      B. Make your arms short.

39.  \_\_\_\_\_

- A. It's small and thin.                      B. It's big and fat.

40.  \_\_\_\_\_

- A. He is my grandfather.                      B. She is my grandmother.

七、在答题卡上将 A 栏中的句子与 B 栏中相对应的答语连起来。(共 5 小题;每小题 2 分,共计 10 分)

A 栏

B 栏

41. Who is that girl?

A. Five.

42. Nice to meet you.

B. Yes, he is.

43. Look at the panda.

C. She is Amy.

44. How many eggs?

D. Wow, it's so cute.

45. Is he your teacher?

E. Nice to meet you, too.

八、在答题卡上将 A 栏中的英文句子与 B 栏中相对应的中文意思连起来。(共 5 小题;每小题 2 分,共计 10 分)

A 栏

B 栏

46. She's beautiful!

A. 它又矮又胖。

47. Let's play a game!

B. 她很漂亮!

48. I'm from Canada.

C. 我来自加拿大。

49. My mother is an actress.

D. 让我们玩一个游戏!

50. It's short and fat.

E. 我的妈妈是一名演员。

九、连词成句,并将完整的句子填写在答题卡对应的位置上。(共 5 小题;每小题 2 分,共计 10 分)

51. my He's friend(. )

52. your Is father he( ? )

53. that Look monkey at(. )

54. has It a tail long(. )

55. know I animals the all(. )